

Series
VENTS VA



Compact suspended units with the air capacity up to **4450 m³/h** in the sound-insulated casing

■ **Description**

The unit VA is a fan-filter block enclosed in a compact sound-insulated casing. The VA unit provides high pressure combined with low energy demand due to the impeller with backward curved blades. The unit is suitable for supply and exhaust ventilation applications.

■ **Casing**

Steel casing covered with aluzinc coating internally filled with 50 mm heat- and sound-insulating layer made of mineral wool.

■ **Fan**

The units are equipped with a high-pressure radial fan directly driven from the external rotor motor with backward curved blades. The fan motor has integrated thermal contacts for connection to an external protecting device.

■ **Filter**

The unit is suitable for use both with and without filter as a simple fan. The replaceable filter block is an optional item and is not included into the unit delivery set. All the units may be equipped with a replaceable G4 panel filter, refer Accessories.

■ **Mounting**

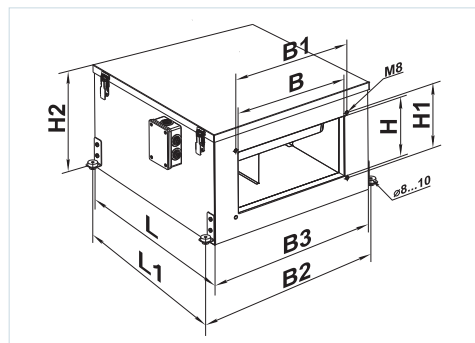
The unit is mounted to the air duct in any position. The unit is suitable for installation in utility and main premises behind the false ceiling, in the recess or directly in the room. The fan electric contacts are leaded to the terminal block located in the terminal box.

■ **Accessories**

The fan speed is controlled by the external triac, autotransformer or frequency three phase speed controller, refer RSA, VFED). To disable uncontrollable air flow when the fan is off and in case of power failure it is recommended to install the air damper with a return spring from outside behind the unit. For attenuation of sound generated by the fan it is recommended to install the duct silencer (refer SR) from inside before the unit. For vibration absorbing it is recommended to install the flexible anti-vibration connectors (refer VVG) on both sides of the unit. For control of the filter clogging degree it is recommended to install the differential pressure switch (refer DTV 500).


Unit overall dimensions:

Type	Dimensions, [mm]								
	B	B1	B2	B3	H	H1	H2	L	L1
VA 01	400	420	624	585	200	220	375	660	621
VA 02	500	520	689	646	300	320	450	665	627
VA 03	600	620	787	745	350	370	500	696	657
VA 04	700	720	888	844	400	420	546	805	766



Accessories to supply units:

Type	Replaceable filter	Filter type
VA 01	SF PA/VA 01 E G4	panel filter
VA 02	SF PA/VA 02 E G4	panel filter
VA 03	SF PA/VA 03 E G4	panel filter
VA 04	SF VA 04 E G4	panel filter



Designation key: _____

Series	Unit standard size
VENTS VA	01; 02; 03; 04

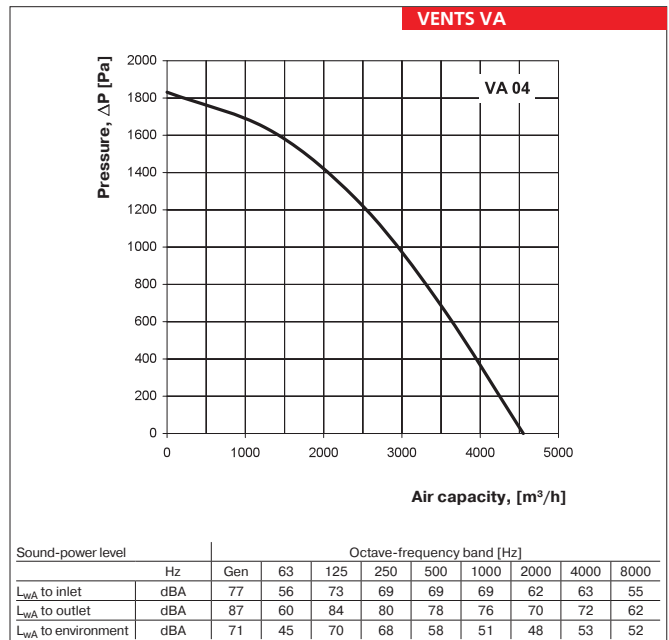
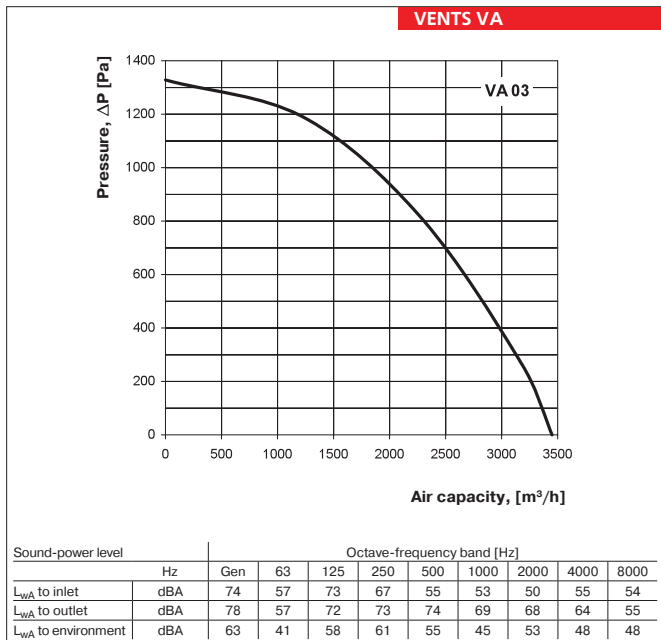
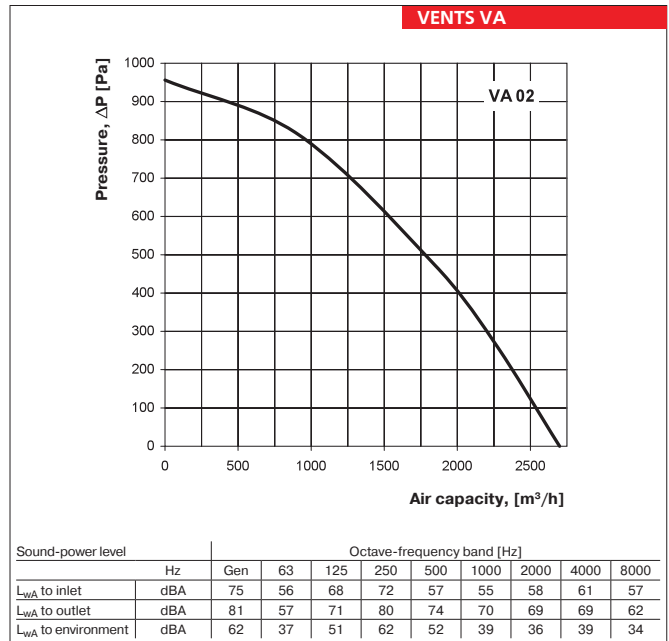
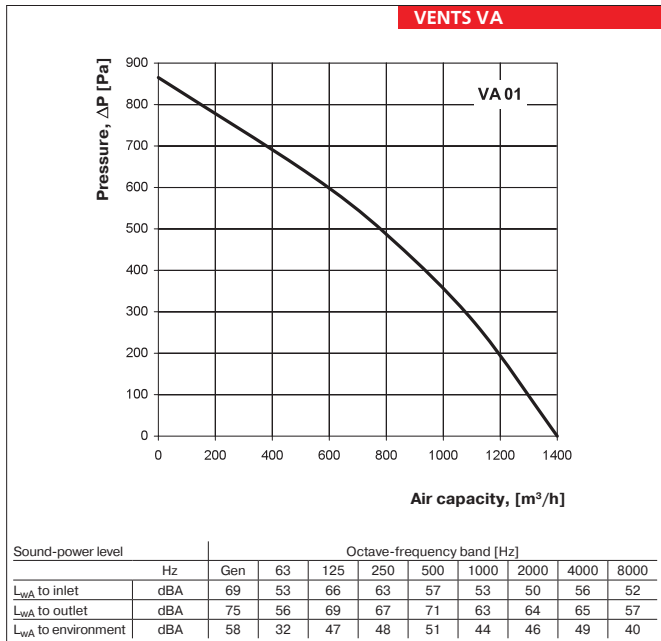
Accessories



page 384 page 390 page 448 page 449 page 450 page 453 page 469 page 470 page 471 page 498 page 499

Technical data:

	VA 01	VA 02	VA 03	VA 04
Voltage [V / 50 Hz]	3~ 400	3~ 400	3~ 400	3~ 400
Maximum fan power [W]	320	620	1330	2300
Fan current [A]	0.55	1.05	2.4	4.3
Air capacity [m³/h]	1400	2700	3450	4450
RPM	2700	2690	2730	2840
Noise level at 3m [dBA]	51	54	57	58
Transported air temperature [°C]	-25 up to +55	-25 up to +45	-25 up to +45	-25 up to +70
Casing material	aluzinc	aluzinc	aluzinc	aluzinc
Insulation	50 mm mineral wool		50 mm mineral wool	
Connected air duct size [mm]	400x200	500x300	600x350	700x400
Weight [kg]	35	38	59	71



VENTS VA
EXHAUST UNIT SERIES