



Series iFan Wi-Fi iFan Move Wi-Fi



Intellectual axial fan with an integrated Wi-Fi module for exhaust ventilation with air flow up to **133 m³/h**

17 dBA
1.6 W
133 m³/h

Application

- Innovative exhaust fan with stylish design for new comfort level in shower rooms, bathrooms, kitchens and other residential premises.
- Intellectual integrated control functions allow adjusting personal settings for the most balanced microclimate.

Design

- Specially designed motor and aerodynamically optimized impeller shape provide super silent operation at only 17 dBA, which is combined with high air performance.



- Front panel 3D design and rich colour palette of replaceable decorative panels give zest to the most refined interior.
- Due to replaceable spigots the fan is suitable for mounting with Ø100 or Ø125 mm air ducts.



- The motor-impeller block is easy to remove without special tools which grants easy servicing.



- The fan has an ultra-thin casing with a thickness of only 29 mm without a spigot.
- The fan is equipped with an integrated on/off power slide switch for quick disconnection from power mains.

Motor

- Reliable motor on ball bearings with minimum energy demand up to 6 W.
- The bearings are maintenance-free and are filled with grease for the whole motor service life.
- The fan is powered through an integrated pulse power supply unit with a wide power supply range from 100 to 240 V and 50 to 60 Hz. The fan is suitable for application in various countries and has stable operation in versatile power mains.
- The motor is installed on a rubber anti-vibration connector for vibration absorbing and silent fan operation.
- The motor is equipped with overheating protection.

Modifications



Model with intellectual humidity control and automatic heat distribution.



Model with intellectual humidity control, automatic heat distribution and extra motion sensor control.

Operation modes

The operating mode for the iFan Wi-Fi fan can be selected using an application for Android or iOS.



24 HOURS / Non-stop ventilation

Silent – permanent low-speed operation mode. If the humidity changes, the fan switches to a higher speed (MAX mode). The fan is switched to Silent mode after signal from the motion sensor or external switch.

Do not disturb – the function is only available when the 24 hours mode is activated. This function allows for setting the time interval so that the fan will not respond to sensors or switch actuation, and will operate at minimum speed (Silent).



TIMER/Turn-on and turn-off delay timers

Turn-on delay timer allows to delay switching to a higher speed by 2 or 5 minutes after sensor activation.

Turn-off delay timer is designed to prolong the fan operation for 5, 15, 30 or 60 minutes in the mode caused by sensor activation or Boost mode activation.



Automatic interval ventilation

Automatic interval ventilation (function is only available when the 24 hours mode is deactivated). This mode allows ventilating the room every 12 hours for 30 minutes at the set speed.



Silent mode

The fan runs at Silent speed. The speed can be adjusted in the range from 30 % to 100 % of the fan maximum performance.



Max (Boost Mode)

The fan runs at Max speed. The speed can be adjusted in the range from 30 % to 100 % of the fan maximum performance.



HUMIDITY SENSOR / Humidity control adjustment

The fan has an integrated intelligent humidity sensor with the following operation modes:

Manual mode allows setting the humidity threshold in range from 40 % to 80 %. If this threshold is exceeded, the fan turns on or switches to higher speed.

Auto – intelligent humidity control. This mode provides for humidity threshold change and fan speed selection in automatic mode. The fan independently selects the optimum humidity threshold for the room in which it is installed. Fan operation algorithm is selected based on analysing the statistical data of indoor humidity level.


Automatic operation based on temperature sensor. If the air temperature exceeds the set point, the fan will switch to Max speed and will return to the previous mode only after indoor temperature drops by 4 °C below the set point.



MOTION SENSOR / Motion sensor (for the iFan Move Wi-Fi model)

When the motion sensor is activated, the turn-on delay timer is switched on. Then the fan will switch to Silent speed. Once there is no motion detected, and after turn-off delay time the fan will switch to standby mode.

Decorative front panel colours*



Melange



Silver




Ruby star



Violet Topaz



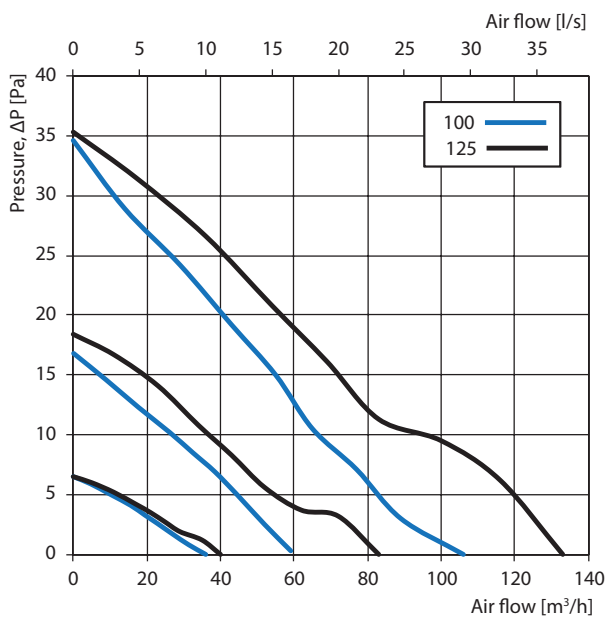
Graphite



Black Sapphire

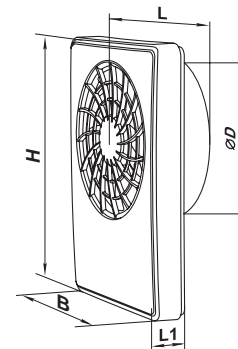
*decorative front panels are available upon separate order

Aerodynamic characteristics



Overall dimensions

Model	Dimensions [mm]				
	Ø D	B	H	L	L1
iFan Wi-Fi	100/125	152	206	57	29
iFan Move Wi-Fi					



Technical data

Model	iFan Wi-Fi iFan Move Wi-Fi					
	Duct diameter [mm]	100			125	
Speed	24 hours	Silent	Max	24 hours	Silent	Max
Frequency [Hz]	50/60					
Voltage [V]	100-240					
Power [W]	1.6	2.9	5.6	1.7	3	6
Current [A]	0.02	0.04	0.06	0.03	0.04	0.07
RPM [min ⁻¹]	950	1650	2150	850	1350	2200
Maximum air flow [m ³ /h]	33	72	106	40	83	133
Maximum air flow [l/s]	9	20	29	11	23	37
Air flow control range [m ³ /h]	-	33...106		-	40...133	
Air flow control range [l/s]	-	9...29		-	11...37	
SFP [W/l/s]	0.17	0.14	0.19	0.15	0.13	0.16
Sound pressure level at a distance of 3 m [dBA]	17	21	31	17	22	32
IP	IP44					

Certificates

The fans meet the applicable safety and electromagnetic compatibility standards.