

Series  
**VENTS KSB K2 EC**



Centrifugal duct fans in a heat- and sound-insulated casing with air flow up to **7145 m<sup>3</sup>/h**

■ **Application**

The KSB K2 EC fans are designed for supply and exhaust ventilation systems for commercial, office and other public or industrial premises with high requirements to noise level and with limited space for mounting. For example, the unit design includes a possibility of space-restricted installation above suspended ceilings. Compatible with Ø 100-500 mm air ducts.

■ **Design**

The fan casing is made of aluzinc. For easy installation and operation, the top cover of the fan is secured with a special lock. The casing is heat- and sound-insulated with a 50 mm layer of non-flammable mineral wool. To ensure better noise absorption, the inner surface of the insulation is made of a perforated metal sheet. The round connecting spigots are rubber sealed.



■ **Motor**

The units feature efficient electronically commutated (EC) direct current motors with external rotor and centrifugal impellers with backward curved blades. EC motor is free of friction and wear parts such as a commutator and brushes. These components are replaced by a maintenance-free electronic circuit board. EC motors are characterised with high performance and optimum control across the entire speed range. In addition to that, the efficiency of the electronically commutated motor reaches very impressive levels of up to 90 %.

■ **Built in functions and control**

The fan is controlled with the external control signal 0-10 V (capacity control is performed depending on temperature, pressure, smoke level etc.). The fan has low energy consumption at any speed. Maximum fan speed does not depend on the available current frequency and is suitable for operation both at 50 and 60 Hz. Several fans can be integrated into a single computer-driven control system. Custom designed software provides high accuracy control of the fans integrated into a network. The computer display shows all the system parameters and the operation mode can be set individually for each fan in the network.

■ **Installation**

Duct fans are intended for mounting to round air ducts. The fans are installed between the air ducts. In case the fan is mounted on flexible joints, attach the fan to a structural unit by means of supports, suspension links or brackets. The fan may be installed in any position in consideration of the air flow direction (as indicated by the arrow on the fan casing). While mounting the fan provide enough access for servicing and repair operations.

**Designation key**

Series	Duct diameter	Modification	Motor	Options
<b>VENTS KSB</b>	100; 125; 150; 160; 200; 250; 315; 355; 400; 450; 500	<b>K2:</b> heat- and sound-insulated casing	<b>EC:</b> synchronous electronically commutated motor	<b>R1:</b> power cord with a mains plug.

**Accessories**



Silencer

Filters

Heaters

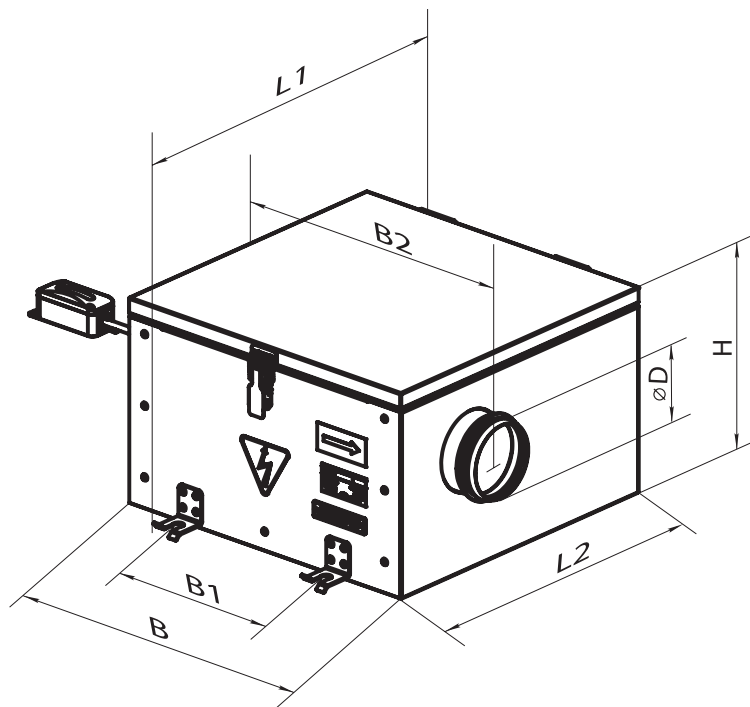
Non-return valve

Air damper

Speed controller

**Overall dimensions of fans**

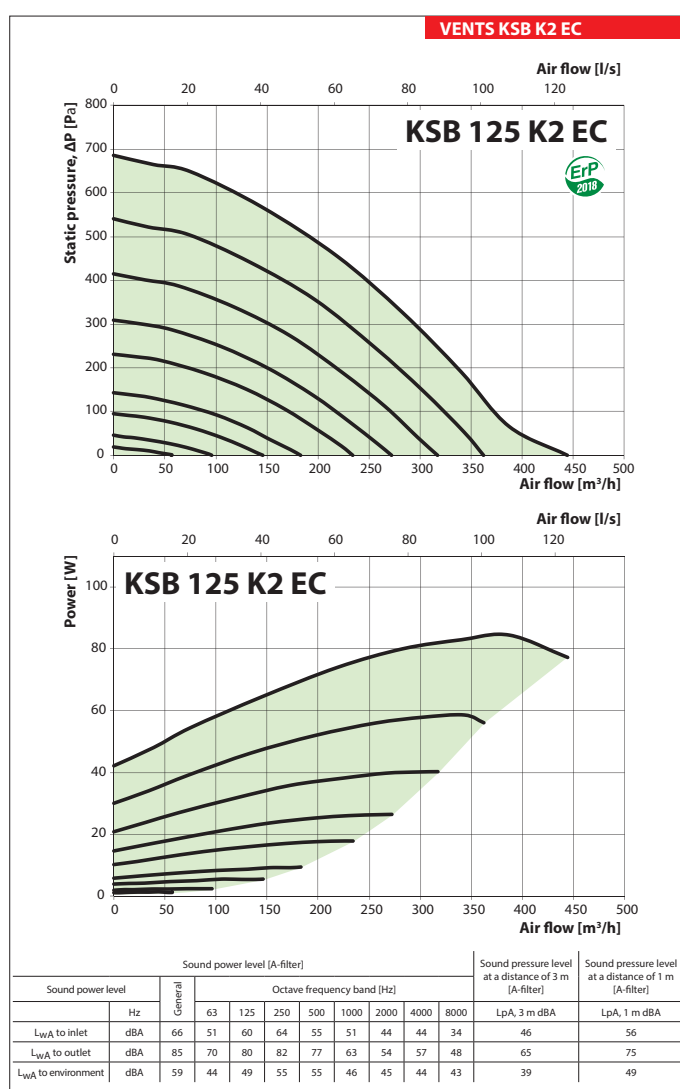
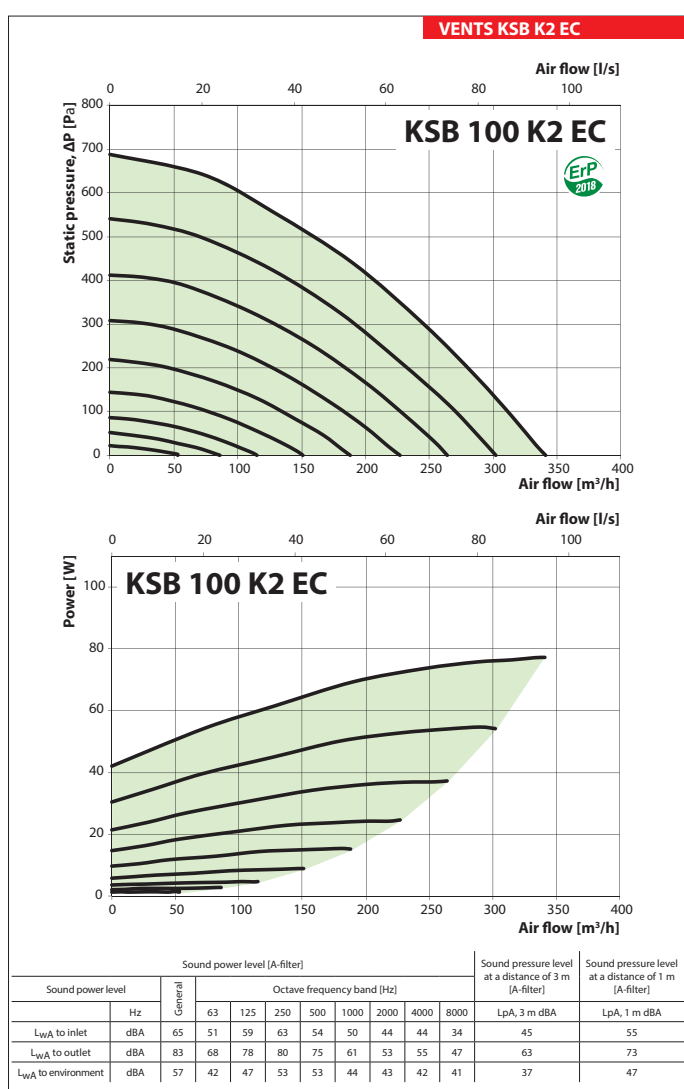
Model	Dimensions [mm]							Weight [kg]
	∅D	B	B1	B2	H	L1	L2	
KSB 100 K2 EC	99	420	228	517	270	507	414	12
KSB 125 K2 EC	124	420	228	517	270	507	414	12
KSB 150 K2 EC	149	420	228	517	270	507	414	12
KSB 160 K2 EC	159	420	228	517	270	507	414	12
KSB 200 K2 EC	198	551	374	648	328	646	553	20
KSB 250 K2 EC	248	665	487	762	371	709	616	27
KSB 315 K2 EC	313	807	600	904	505	818	737	47
KSB 355 K2 EC	354	807	600	904	505	818	737	47
KSB 400 K2 EC	399	807	600	904	505	818	737	47
KSB 450 K2 EC	449	885	670	982	580	886	805	60
KSB 500 K2 EC	499	1049	800	1146	660	1079	998	86



VENTS  
KSB K2 EC  
FAN SERIES

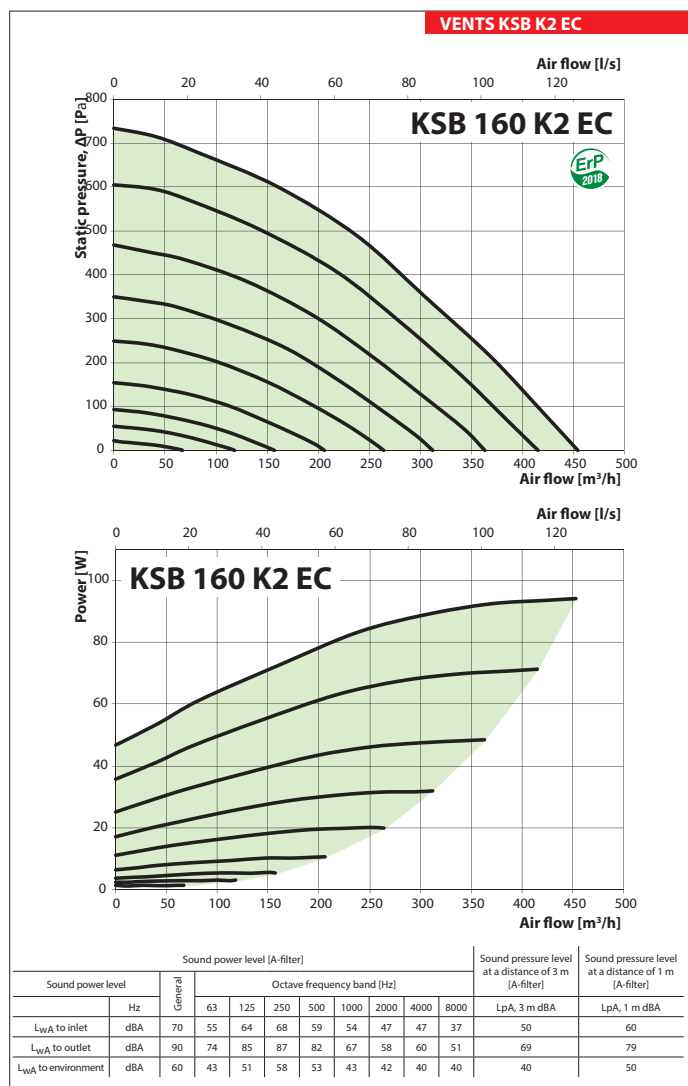
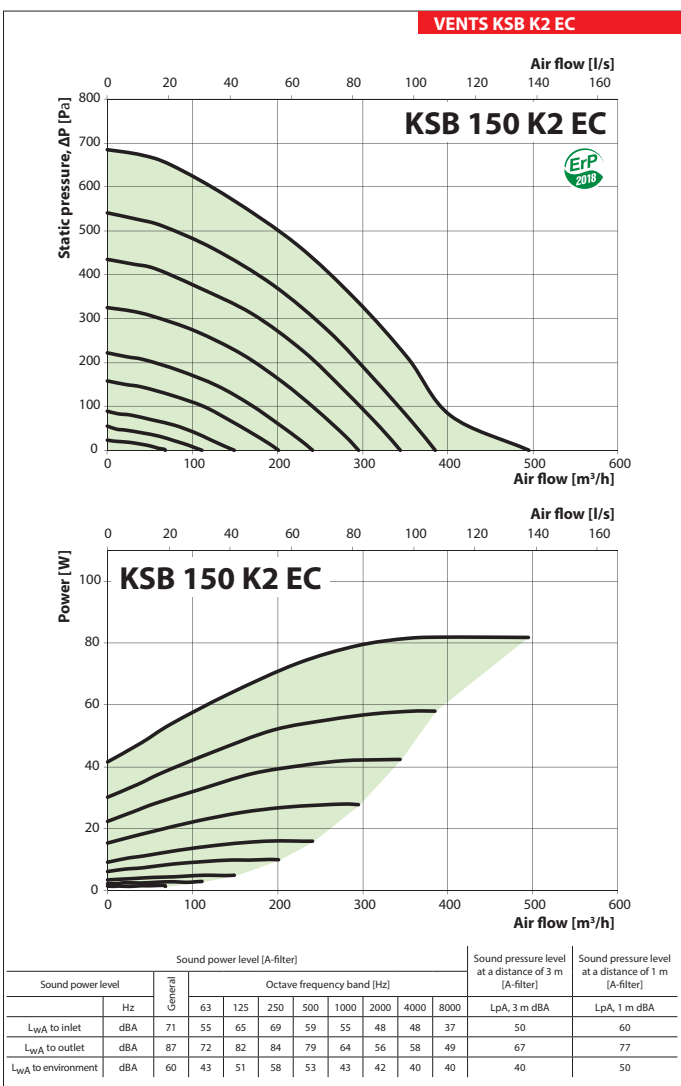
Technical data

	KSB 100 K2 EC	KSB 125 K2 EC
Unit voltage [V/50 (60) Hz]	1~230	1~230
Power [W]	69	78
Current [A]	0.55	0.59
Maximum air flow [m³/h]	341	444
RPM [min <sup>-1</sup> ]	3270	3270
Sound pressure level at 3 m distance [dBA]	37	39
Maximum transported air temperature [°C]	-25...+55	-25...+55
SEC class	B	B
Ingress protection rating	IPX4	IPX4



**Technical data**

	<b>KSB 150 K2 EC</b>	<b>KSB 160 K2 EC</b>
Unit voltage [V/50 (60) Hz]	1~230	1~230
Power [W]	81	85
Current [A]	0.61	0.76
Maximum air flow [m³/h]	495	454
RPM [min <sup>-1</sup> ]	3270	3600
Sound pressure level at 3 m distance [dBA]	40	40
Maximum transported air temperature [°C]	-25...+55	-25...+55
SEC class	B	B
Ingress protection rating	IPX4	IPX4

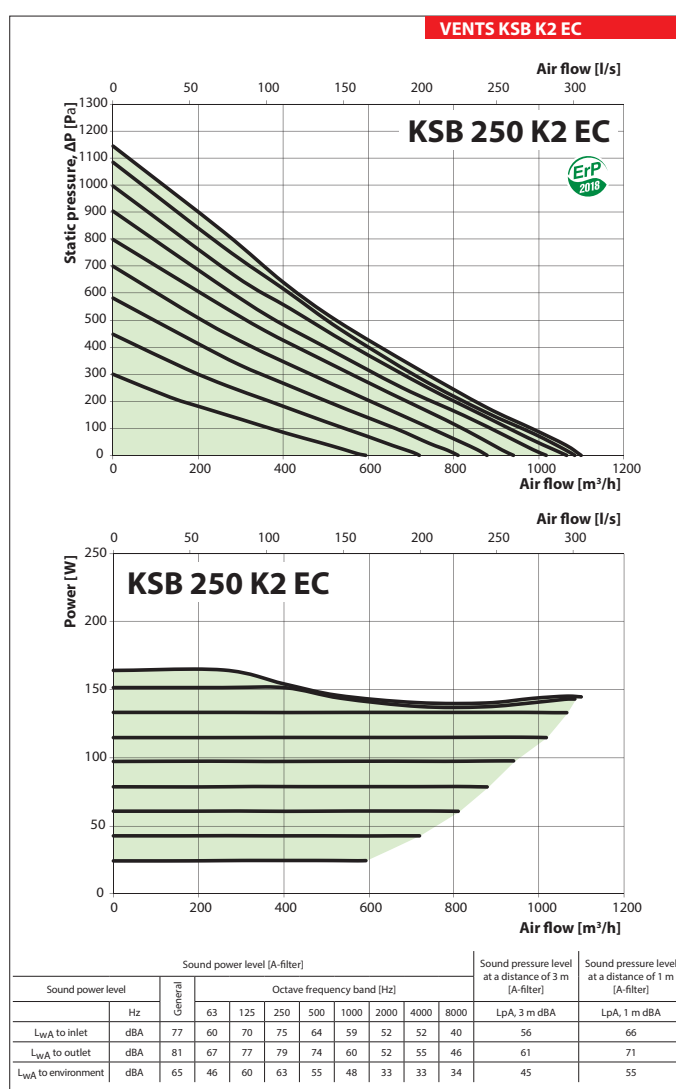
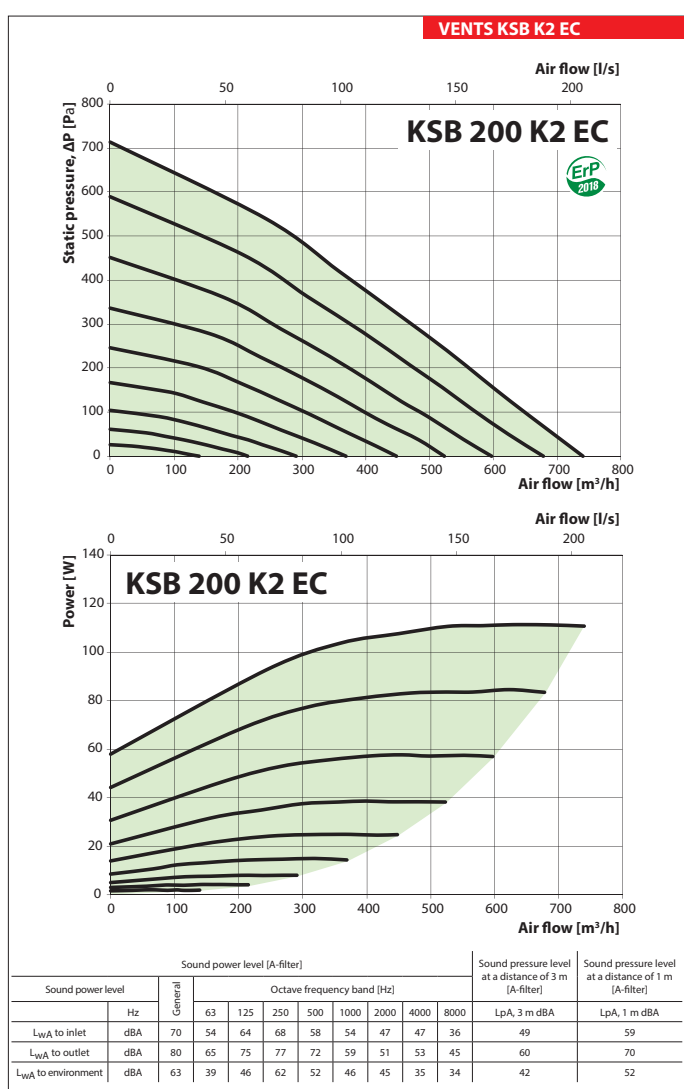


VENTS KSB K2 EC  
FAN SERIES

# SOUND-INSULATED FANS

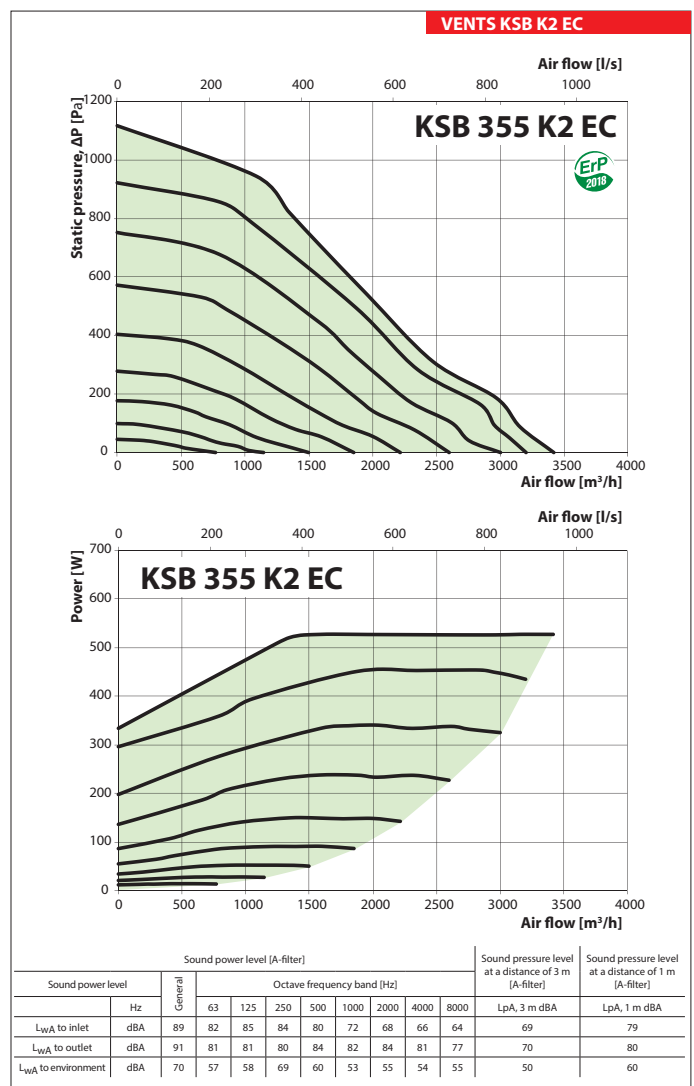
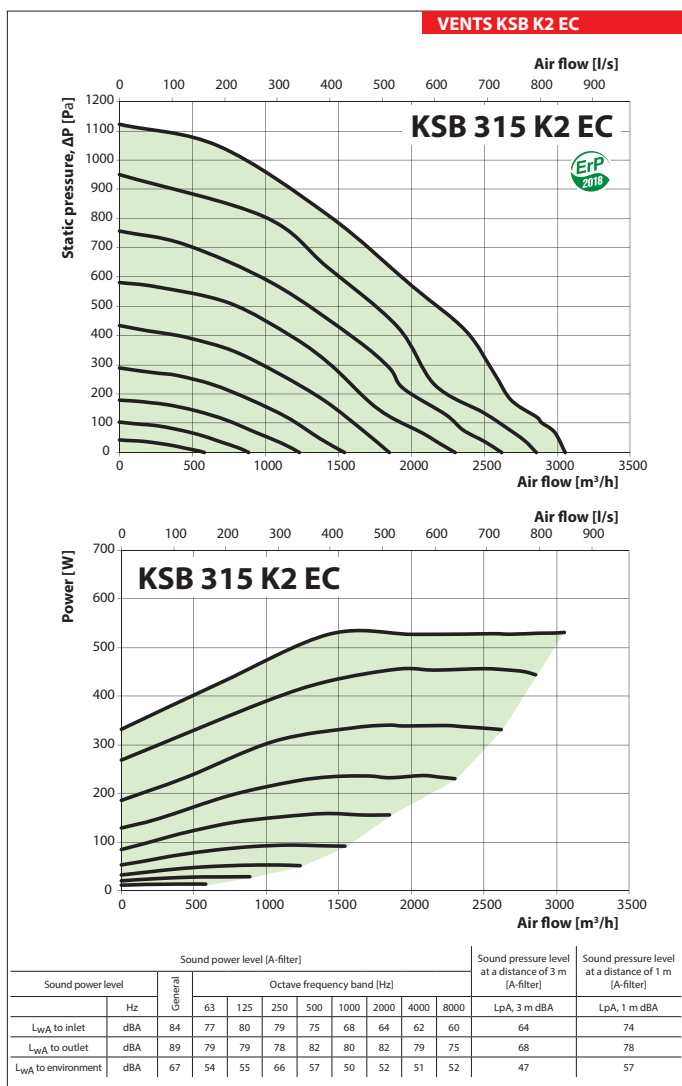
## Technical data

	KSB 200 K2 EC	KSB 250 K2 EC
Unit voltage [V/50 (60) Hz]	1~230	1~230
Power [W]	111	164
Current [A]	0.88	1.32
Maximum air flow [m³/h]	740	1097
RPM [min <sup>-1</sup> ]	2400	2800
Sound pressure level at 3 m distance [dBA]	42	45
Maximum transported air temperature [°C]	-25...+55	-25...+55
SEC class	B	B
Ingress protection rating	IPX4	IPX4



**Technical data**

	KSB 315 K2 EC	KSB 355 K2 EC
Unit voltage [V/50 (60) Hz]	1~230	1~230
Power [W]	531	527
Current [A]	2.32	2.31
Maximum air flow [m³/h]	3053	3417
RPM [min <sup>-1</sup> ]	2360	2360
Sound pressure level at 3 m distance [dBA]	47	50
Maximum transported air temperature [°C]	-25...+55	-25...+55
SEC class	-	-
Ingress protection rating	IPX4	IPX4

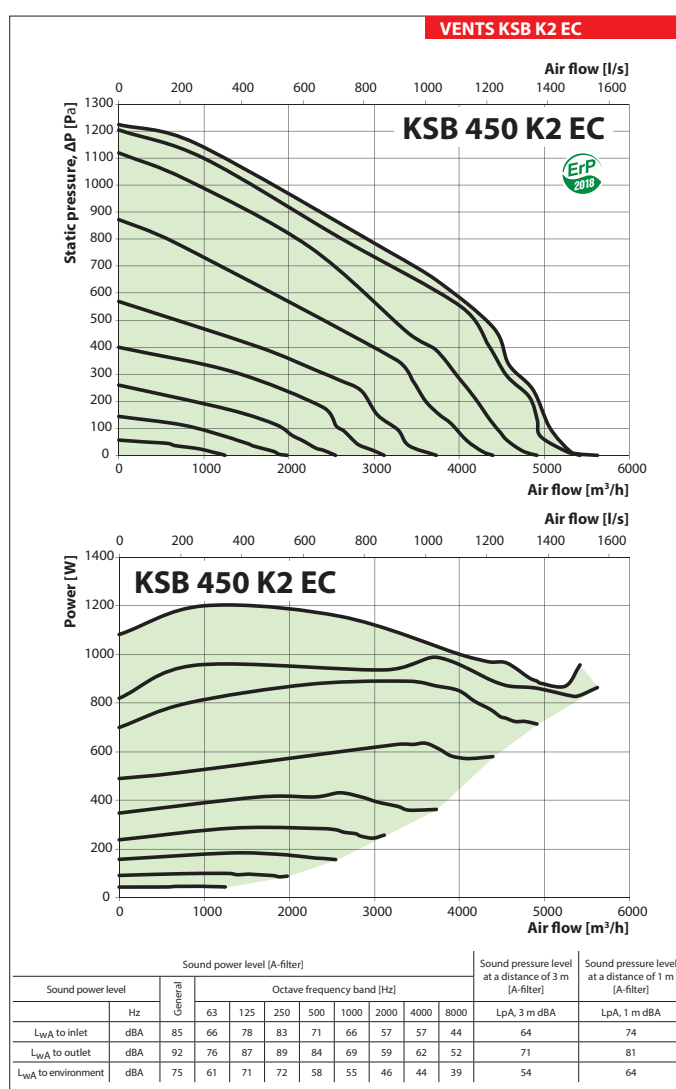
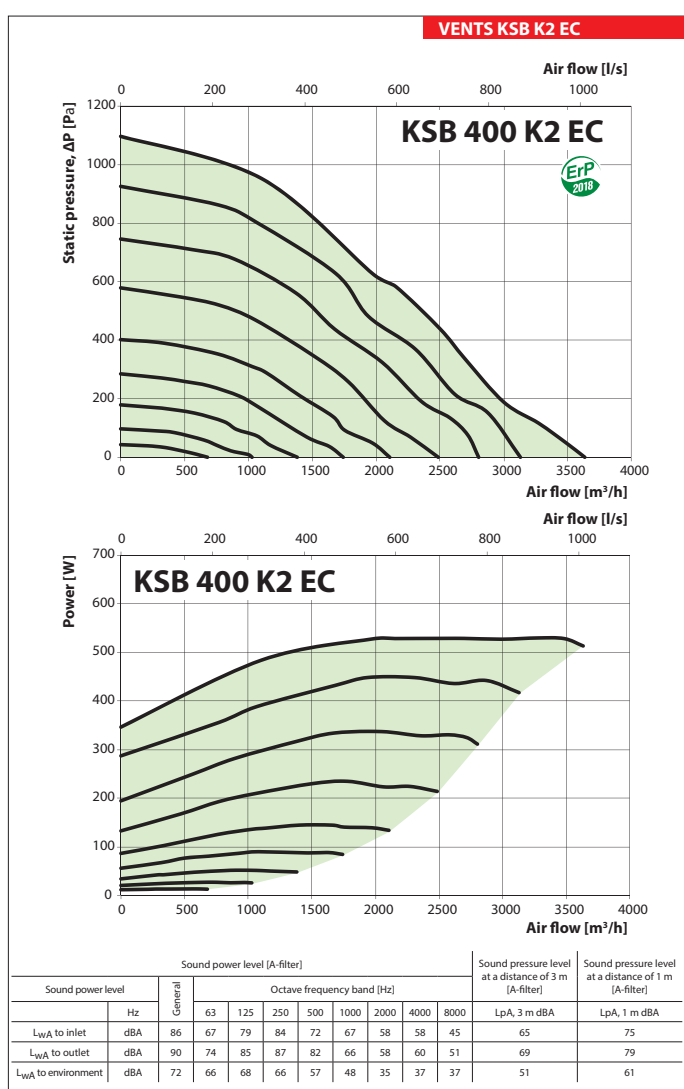


VENTS KSB K2 EC

FAN SERIES

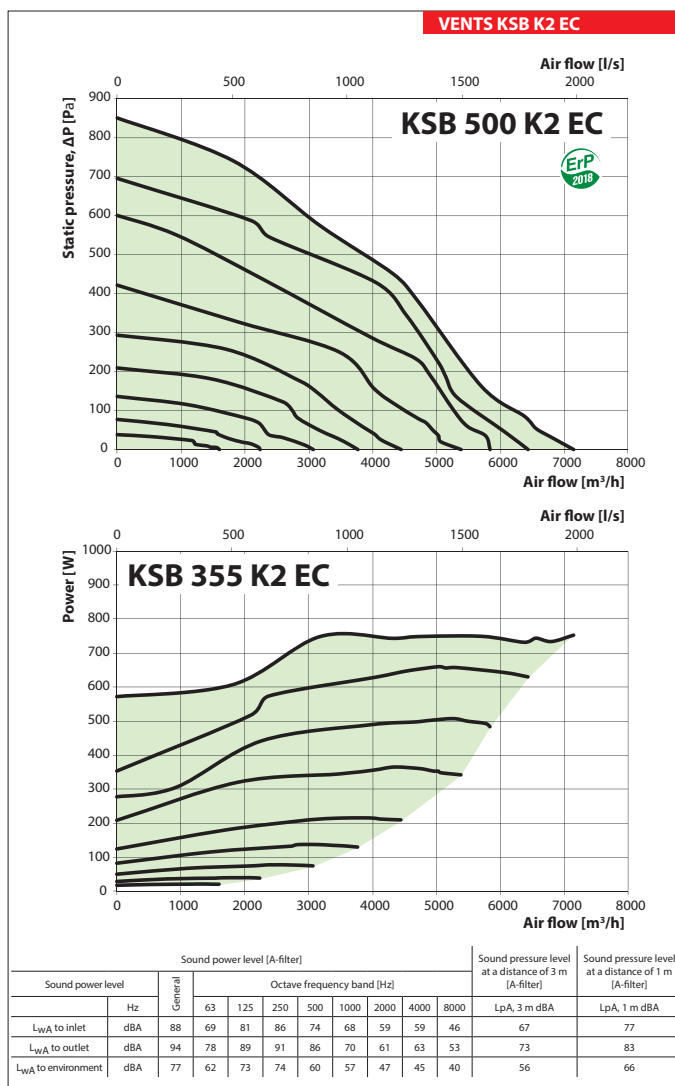
Technical data

	KSB 400 K2 EC	KSB 450 K2 EC
Unit voltage [V/50 (60) Hz]	1~230	1~230
Power [W]	513	1200
Current [A]	2.25	1.95
Maximum air flow [m <sup>3</sup> /h]	3633	5620
RPM [min <sup>-1</sup> ]	2360	2580
Sound pressure level at 3 m distance [dBA]	51	54
Maximum transported air temperature [°C]	-25...+55	-25...+55
SEC class	-	-
Ingress protection rating	IPX4	IPX4



**Technical data**

		<b>KSB 500 K2 EC</b>
Unit voltage [V/50 (60) Hz]		1~230
Power [W]		752
Current [A]		3.42
Maximum air flow [m³/h]		7145
RPM [min <sup>-1</sup> ]		1440
Sound pressure level at 3 m distance [dBA]		56
Maximum transported air temperature [°C]		-25...+55
SEC class		-
Ingress protection rating		IPX4



**VENTS**  
**KSB K2 EC**  
**FAN SERIES**