


Series ORK



Single-row sectional ventilation grille with adjustable louvers



ORK1 – parallel louvre position



ORK2 – pairwise perpendicular louvre position

Application

- Supply and exhaust ventilation, heating and air conditioning networks in industrial, commercial and domestic premises.

Design

- Made of high-quality extruded aluminium.
- Air flow direction control.
- Cross-flow partition provides extra rigidity.
- Polymer or anodized grille coating ensures weather-resistant properties.
- Non-standard sizes may be ordered.

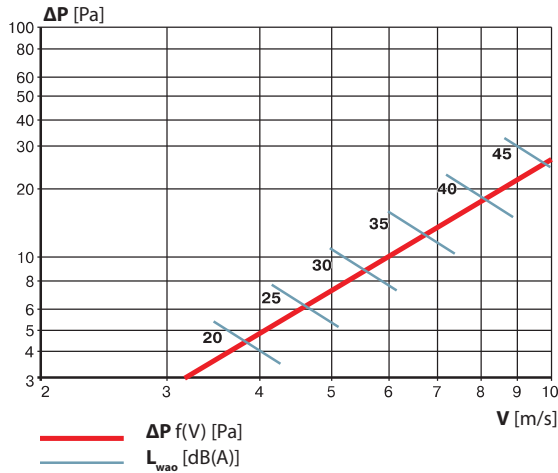
Modifications

- Available modifications with an air flow regulator (R) and an adapter (A) for connection to air ducts, page 42.
- Available modifications with versatile fixing (u) for fast mounting, page 44.

Standard size [mm] and air pass [m²]

Height H [mm]	Length L [mm]											
	450	500	550	600	650	700	750	800	850	900	950	1000
450	0,148	0,171	0,182	0,194	0,212	0,230	0,250	0,269	0,284	0,298	0,313	0,327
500	0,166	0,187	0,197	0,208	0,232	0,257	0,279	0,301	0,317	0,333	0,349	0,365
550	0,183	0,203	0,213	0,223	0,253	0,283	0,308	0,332	0,350	0,367	0,385	0,403
600	0,2	0,219	0,228	0,237	0,274	0,31	0,337	0,363	0,383	0,402	0,422	0,441
650	0,217	0,244	0,257	0,270	0,303	0,337	0,366	0,395	0,414	0,433	0,452	0,471
700	0,235	0,269	0,286	0,303	0,333	0,364	0,395	0,426	0,445	0,463	0,482	0,500
750	0,252	0,294	0,314	0,335	0,363	0,390	0,424	0,458	0,476	0,494	0,512	0,530
800	0,269	0,319	0,343	0,368	0,393	0,417	0,453	0,489	0,507	0,524	0,542	0,559
850	0,286	0,339	0,365	0,392	0,418	0,444	0,482	0,520	0,542	0,563	0,585	0,606
900	0,304	0,359	0,387	0,415	0,443	0,471	0,511	0,552	0,577	0,602	0,627	0,653
950	0,321	0,380	0,409	0,439	0,468	0,497	0,540	0,583	0,612	0,641	0,670	0,699
1000	0,338	0,4	0,431	0,462	0,493	0,524	0,569	0,614	0,647	0,68	0,713	0,746

Pressure loss and sound power level



Calculation formula
$\Delta P_p = \Delta P \times K_p$

Correction factor K_p			
	0°	22°	45°
K_p	1	1,25	1,5

Calculation formula
$L_{WA} = L_{WAO} \times K$

Correction factor K						
S_{ap} [m ²]	0,01	0,02	0,05	0,07	0,1	0,2
K [dB(A)]	-9	-6	-3	-1,5	0	+3

Designation:

ΔP_p – pressure loss at various vane positions [Pa]

ΔP – pressure loss [Pa]

K_p – correction factor for pressure loss calculation depending on louvre deflection angle

L_{WA} – sound power level [dB(A)]

L_{WAO} – sound power level for air pass 0.1 m² [dB(A)]

K – correction factor for sound power level calculation depending on air pass [dB(A)]

S_{ap} – air pass [m²]

V – rated speed [m/s]

Order code



Grille type:

ORK – single-row sectional grille with individually adjustable louvres

Vane position:

- 1 – parallel (deflection angle 0°)
- 2 – pairwise perpendicular (deflection angle 15°)

Grille size:

L – length [mm]
H – height [mm]

Grille coating:

"___" – colour* (white by default)
"Anodized"

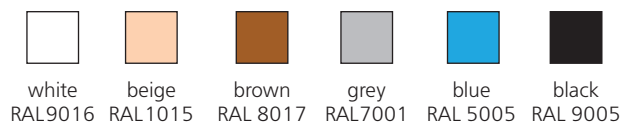
Accessories:

- ___ – no
- R – air flow regulator
- A – adapter

Grille fixation:

u – versatile

* Standard polymer coating colours:



Overall and mounting dimensions

