


SOUND-INSULATED KITCHEN FAN

Series VENTS VSK



Centrifugal kitchen fans
in sound-insulated casing with air flow
up to **25500 m³/h**

Application

Designed to extract contaminated hot air up to 120 °C, containing grease (when using grease filters), in high resistance conditions.

Ideally function in various ventilation systems for:

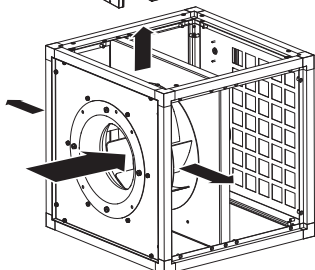
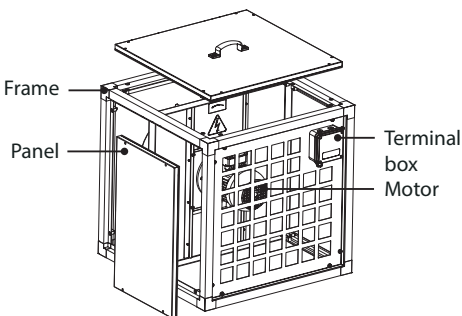
- restaurant or café kitchens
- industrial bakeries
- removal of gases generated during welding operations

Design


The casing of the fan is made of heat- and sound-insulated two-layer panels made of aluzinc. The panels are insulated with 20 mm thick non-combustible mineral wool.

Connecting spigots, which also serve as vibration damping inserts, can be of square or round cross-section. Spigots of round cross-section are equipped with rubber seals.

Connecting spigots are not included in the delivery set, they are ordered separately.



The electric motor, located outside the air flow, is mounted on an additional panel inside the fan.



Electric motor

Highly reliable single-phase or three-phase motor with squirrel-cage rotor and steel high-performance centrifugal impeller with backward curved blades.

The motor is maintenance free.

Motor insulation winding class - F.

Degree of protection - IP55.

Speed control

Speed control can be both smooth and stepped and is carried out by means of a frequency or autotransformer regulator, several fans can be connected to one regulating device, provided that the total power and maximum current do not exceed the rated parameters of the regulator.

Installation

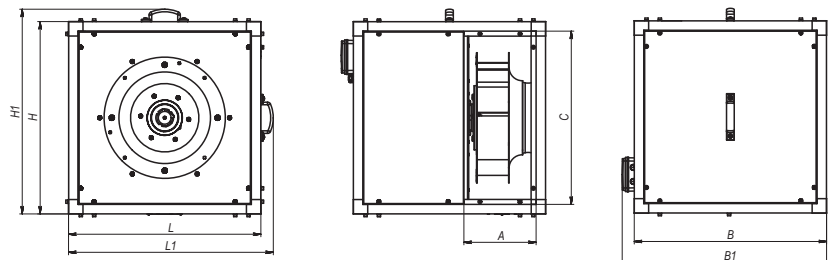
The fans are designed for installation with square or round ducts using a flexible adapter of the appropriate cross-section.

The fan can be fixed with supports, hangers or brackets. The fan can be installed in any position provided that the arrow on the fan casing corresponds to the air direction in the system.

During installation it is necessary to provide access for maintenance of the fan.

Overall dimensions

Model	Dimensions [mm]								Weight [kg]
	L	L1	H	H1	B	B1	A	C	
VSK 3152D	500	538	500	538	500	538	200	440	41
VSK 3152E	500	538	500	538	500	538	200	440	40.2
VSK 3154D	500	538	500	538	500	538	200	440	37.2
VSK 315 4E	500	538	500	538	500	538	200	440	37.2
VSK 355 4D	600	638	600	638	600	638	225	540	48.1
VSK 355 4E	600	638	600	638	600	638	225	540	47.4
VSK 400 4D	670	708	670	708	670	708	252	610	58.1
VSK 400 4E	670	708	670	708	670	708	252	610	60.3
VSK 450 4D	700	738	700	738	700	738	282	640	73.3
VSK 450 4E	700	738	700	738	700	738	282	640	71.8
VSK 500 4D	820	858	820	858	820	858	321	760	101.8
VSK 500 4E	820	858	820	858	820	858	321	760	96.3
VSK 560 4D	900	938	900	938	900	938	365	840	130.3
VSK 630 4D	1000	1038	1000	1038	1000	1038	409	940	173.8
VSK 710 6D	1075	1152	1075	1114	1075	1112	455	1015	210
VSK 710 4D	1075	1152	1075	1114	1075	1112	455	1015	240
VSK 800 6D	1175	1252	1175	1214	1175	1212	505	1115	275

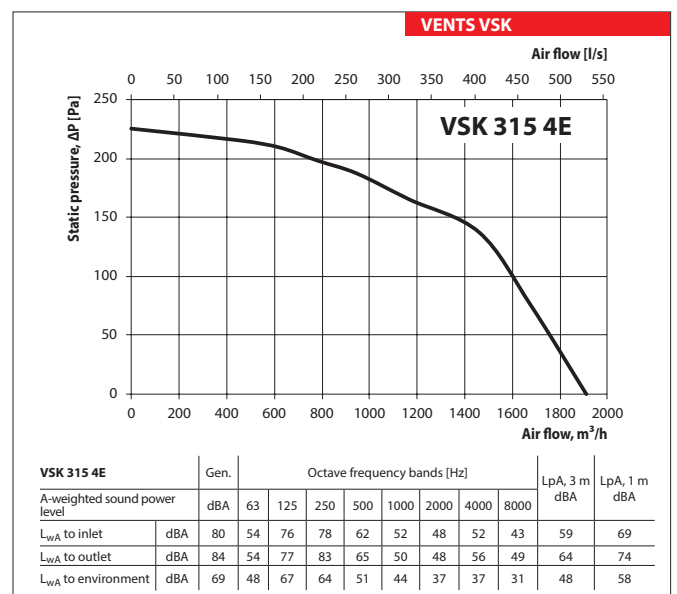
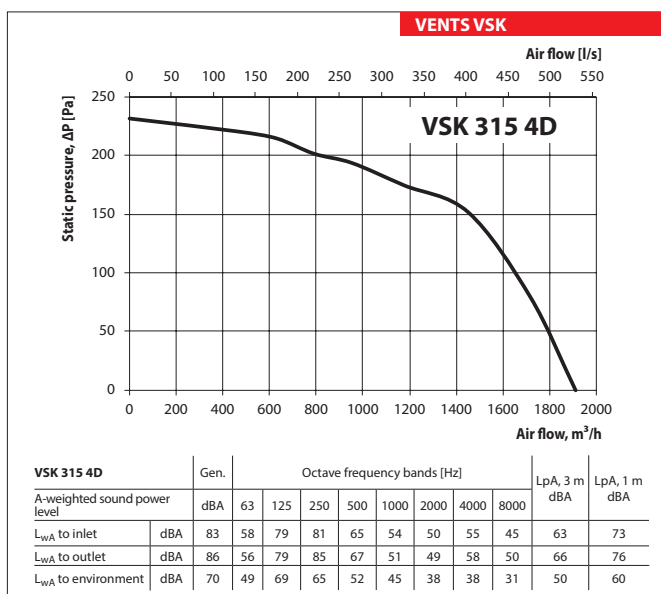
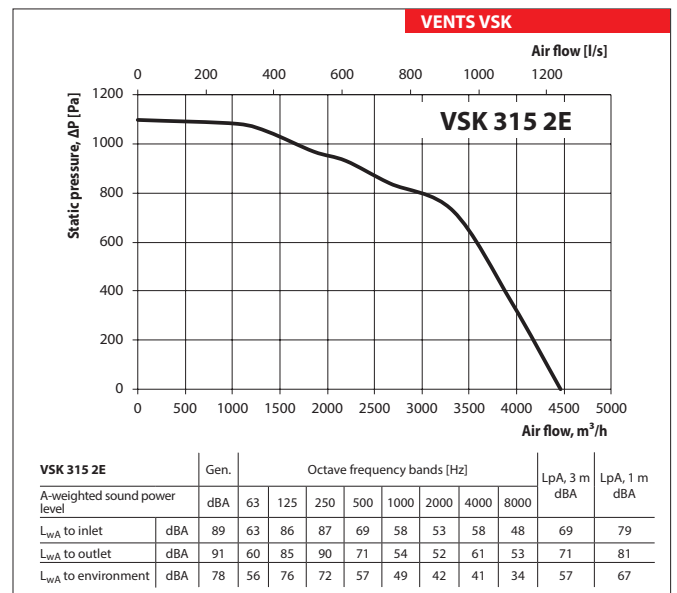
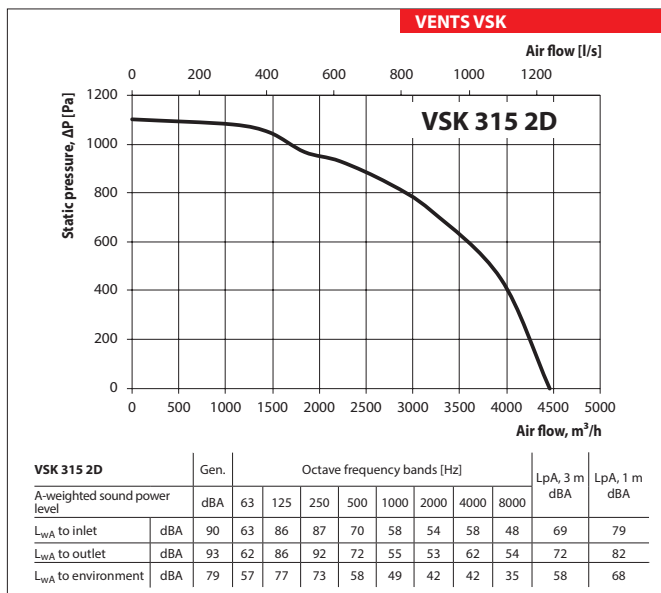


Designation key

Series	Spigot diameter	Motor modification	
VENTS VSK	315; 355; 400; 450; 500; 560; 630; 710; 800	Number of poles	Phases
		2	E: single-phase D: three-phase
		4	
6			

Technical data

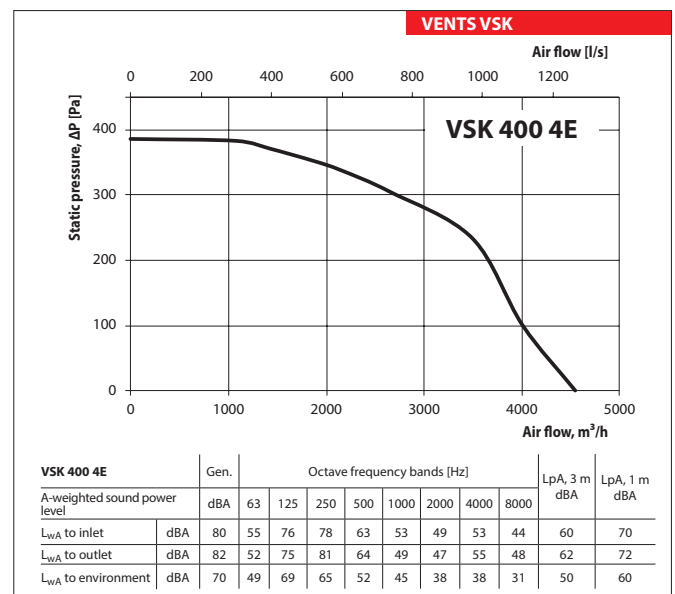
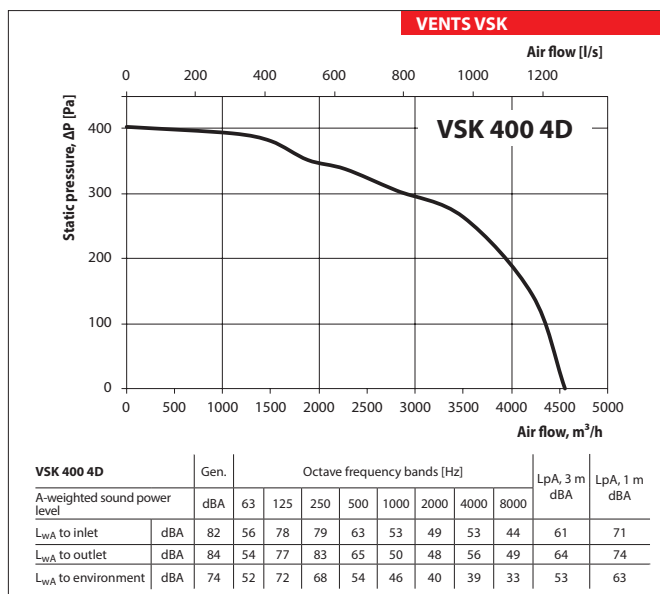
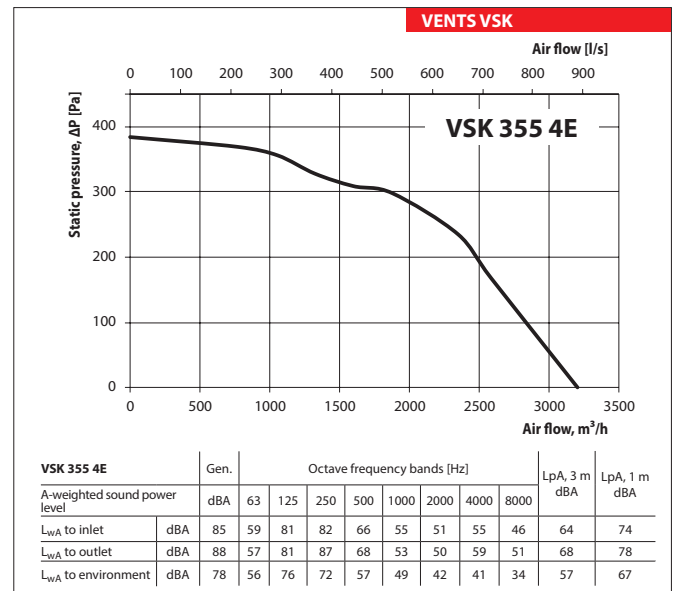
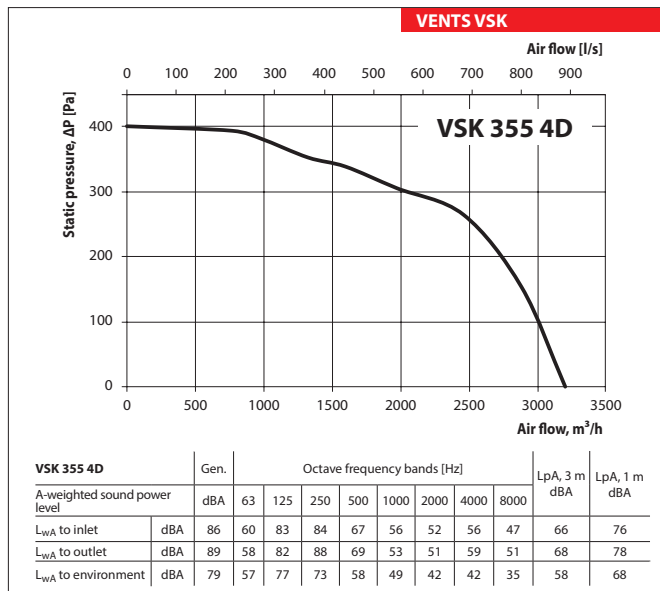
	VSK 315 2D	VSK 315 2E	VSK 315 4D	VSK 315 4E
Voltage [V]	3~400	1~230	3~400	1~230
Frequency [Hz]	50	50	50	50
Power [W]	1100	1100	250	250
Maximum current consumption [A]	2.4	7.6	0.7	2.16
Maximum air flow [m ³ /h]	4460	4460	1910	1910
Maximum air flow [l/s]	1239	1239	531	531
RPM [min ⁻¹]	2885	2810	1385	1320
Noise level at 3 m [dBA]	58	57	50	48
Transported air temperature [°C]	-25...+120	-25...+120	-25...+120	-25...+120
Motor protection	IP55	IP55	IP55	IP55
Protection rating	IPX4	IPX4	IPX4	IPX4



SOUND-INSULATED KITCHEN FAN

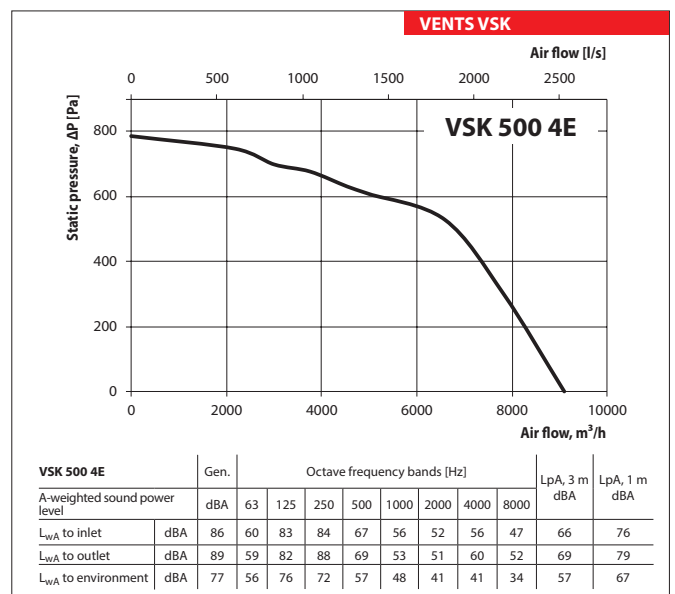
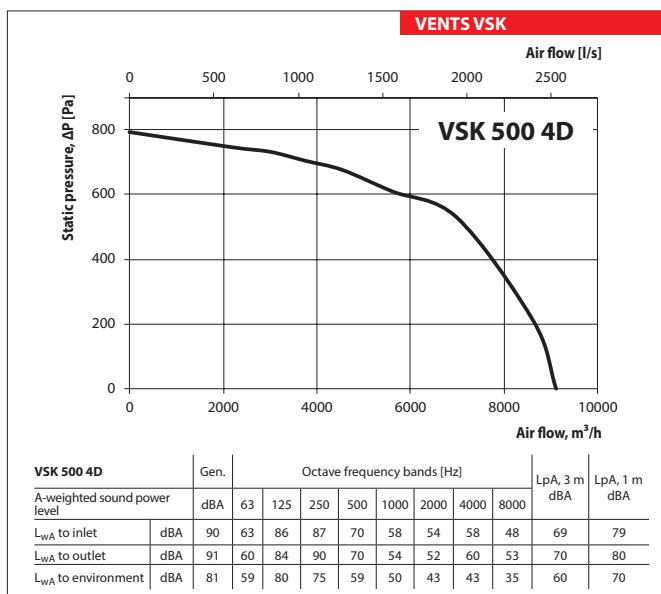
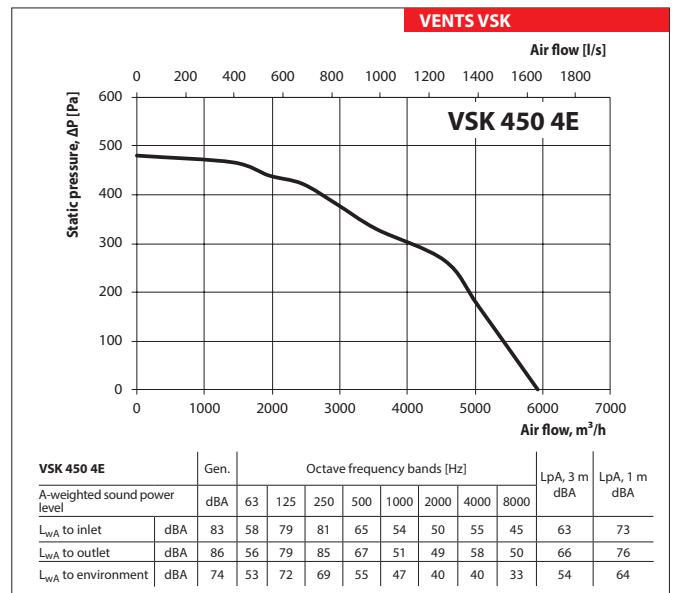
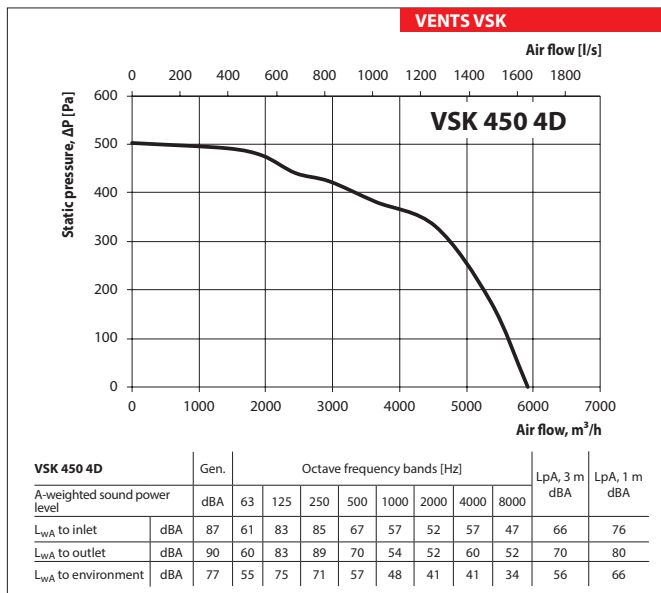
Technical data

	VSK 355 4D	VSK 355 4E	VSK 400 4D	VSK 400 4E
Voltage [V]	3~400	1~230	3~400	1~230
Frequency [Hz]	50	50	50	50
Power [W]	370	370	550	550
Maximum current consumption [A]	1.1	3.3	1.7	4.4
Maximum air flow [m ³ /h]	3200	3200	4550	4550
Maximum air flow [l/s]	889	889	1264	1264
RPM [min ⁻¹]	1375	1452	1400	1410
Noise level at 3 m [dBA]	58	57	53	50
Transported air temperature [°C]	-25...+120	-25...+120	-25...+120	-25...+120
Motor protection	IP55	IP55	IP55	IP55
Protection rating	IPX4	IPX4	IPX4	IPX4



Technical data

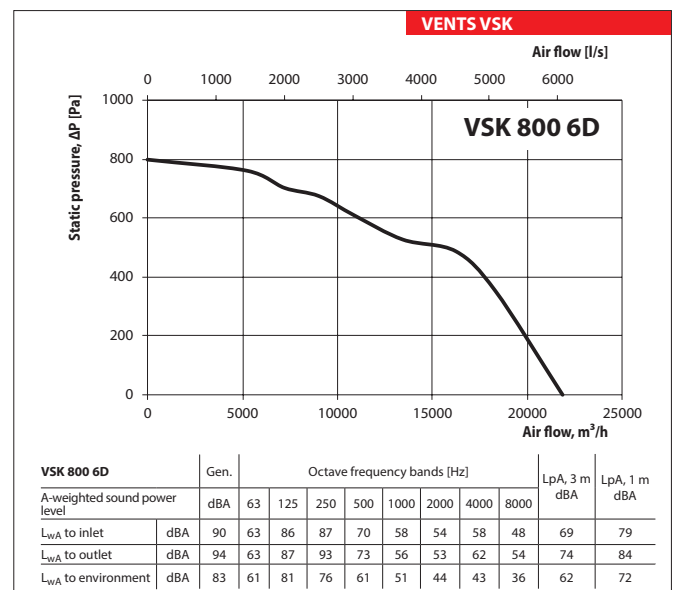
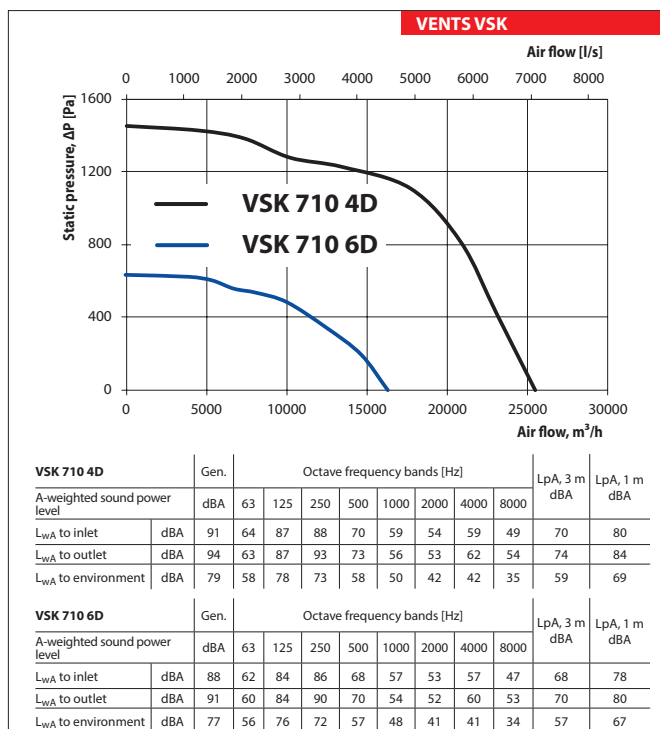
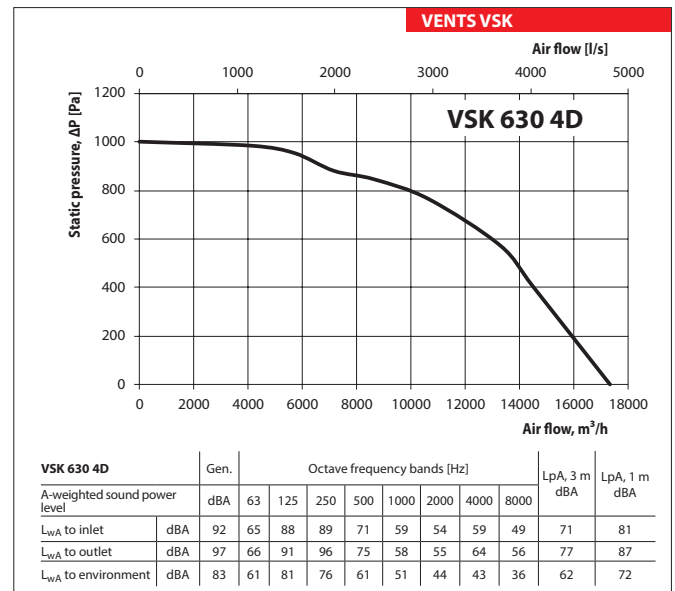
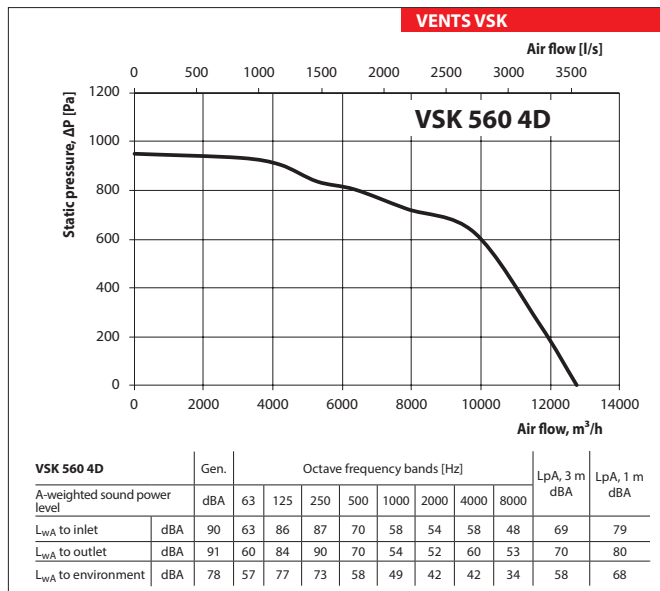
	VSK 450 4D	VSK 450 4E	VSK 500 4D	VSK 500 4E
Voltage [V]	3~400	1~230	3~400	1~230
Frequency [Hz]	50	50	50	50
Power [W]	750	750	1500	1500
Maximum current consumption [A]	1.9	5.6	3.4	10.6
Maximum air flow [m ³ /h]	5920	5920	9100	9100
Maximum air flow [l/s]	1644	1644	2528	2528
RPM [min ⁻¹]	1435	1435	1450	1410
Noise level at 3 m [dBA]	56	54	60	57
Transported air temperature [°C]	-25...+120	-25...+120	-25...+120	-25...+120
Motor protection	IP55	IP55	IP55	IP55
Protection rating	IPX4	IPX4	IPX4	IPX4



SOUND-INSULATED KITCHEN FAN

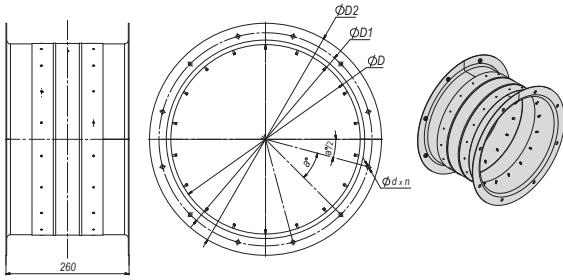
Technical data

	VSK 560 4D	VSK 630 4D	VSK 710 4D	VSK 710 6D	VSK 800 6D
Voltage [V]	3~400	3~400	3~400	3~400	3~400
Frequency [Hz]	50	50	50	50	50
Power [W]	3000	4000	7500	2200	4000
Maximum current consumption [A]	6.4	8.1	16.1	5.1	8.7
Maximum air flow [m ³ /h]	12750	17300	25500	16400	21860
Maximum air flow [l/s]	3542	4806	7083	4556	6072
RPM [min ⁻¹]	1450	1455	1460	970	965
Noise level at 3 m [dBA]	58	62	59	57	62
Transported air temperature [°C]	-25...+120	-25...+120	-25...+120	-25...+120	-25...+120
Motor protection	IP55	IP55	IP55	IP55	IP55
Protection rating	IPX4	IPX4	IPX4	IPX4	IPX4



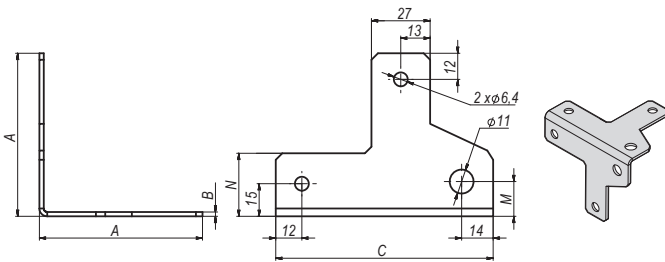
Accessories

VVG VSK



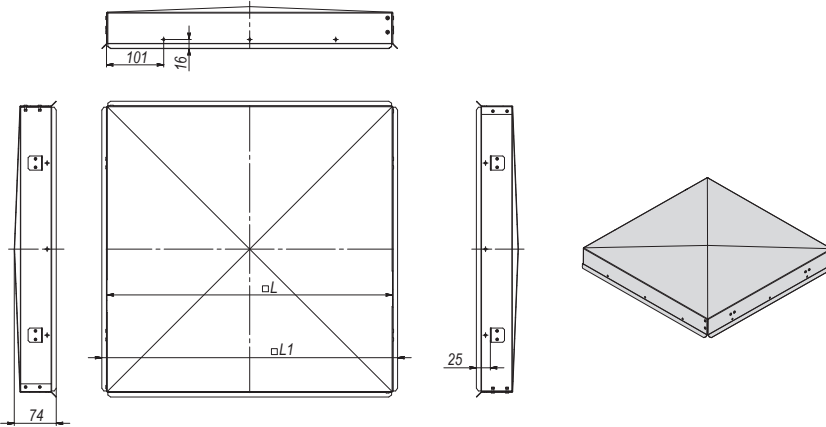
Model	Dimensions [mm]						Weight [kg]
	D	D1	D2	n	a	d	
VVG VSK 315	315	365	405	6	60	8	4.76
VVG VSK 355	355	395	435	8	45	10	4.08
VVG VSK 400	400	450	490	12	30	8	4.76
VVG VSK 450	450	500	540	12	30	8	5.34
VVG VSK 500	500	560	600	12	30	12	6.12
VVG VSK 560	560	620	660	12	30	12	6.83
VVG VSK 630	630	690	730	12	30	12	7.66
VVG VSK 710	710	770	810	16	22.5	12	8.6
VVG VSK 800	800	860	900	16	22.5	12	9.67

MK VSK



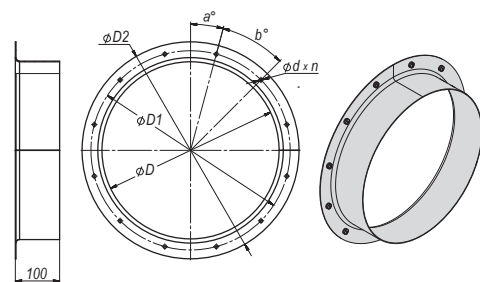
Model	Dimensions [mm]				
	A	B	C	N	M
MK VSK 315...450	75	2	100	29	16
MK VSK 500...800	85	3	110	30	18

VPR VSK



Model	Dimensions [mm]		Weight [kg]
	L	L1	
VPR VSK 315	503	522	2.42
VPR VSK 355	603	622	3.25
VPR VSK 400	673	692	3.91
VPR VSK 450	703	722	4.21
VPR VSK 500	823	842	6.57
VPR VSK 560	903	922	7.71
VPR VSK 630	1003	1022	9.27
VPR VSK 710	1078	1097	10.53
VPR VSK 800	1178	1197	12.3

PK VSK



Model	Dimensions [mm]					a°	b°	Weight [kg]
	D	D1	D2	d	n			
PK VSK 315	315	365	405	8	6	15	60	1.7
PK VSK 355	355	405	445	8	6	15	60	1.9
PK VSK 400	400	450	490	8	12	15	30	2.13
PK VSK 450	450	500	540	8	12	15	30	2.39
PK VSK 500	500	560	600	12	12	15	30	2.75
PK VSK 560	560	620	660	12	12	15	30	3.06
PK VSK 630	630	690	730	12	12	15	30	3.44
PK VSK 710	710	770	810	12	16	11.25	22.5	3.86
PK VSK 800	800	860	900	12	16	11.25	22.5	4.34